





LUXIR⁺

-  **Luxir has 5 Trillion Microvesicles
Luxir+ has 15 Trillion Microvesicles
Containing Biologically Active Exosomes**
-  **The only Exosome products
containing RNA – according to
fluorescence signal detectable
in an RNA quantification assay**
-  **The only commercially
available MSC Exosome**
-  **Produced from a master
MSC cell bank from a
pre-Covid, single donor,
placental source**



PURE MSC EXOSOMES FOR TOPICAL USE

These products contain proteins, enzymes, growth factors, and exosomes derived from mesenchymal stem cells (MSCs).



With High-Potency Amino Acids

KIMERA LABS OFFERS OPTIMAL-PURITY

Kimera Labs is the leading exosome biotechnology laboratory specializing in the production of perinatal mesenchymal stem cell-derived (MSC) exosome products.

Luxir is a topical solution specially developed for skin care purposes. The products contain proteins, enzymes, growth factors, and exosomes derived from mesenchymal stem cells (MSCs).

The MSC cell bank utilized in our manufacturing process is meticulously isolated from a single donated pre-COVID human placenta, following strict regulatory guidelines.

THERE IS NO EQUAL

Luxir products are unique. Based on its unmatched RNA content, the potency of our formula creates outcomes unseen by others. When combined with complementary treatments, the results are superior. Enhance the beauty of your skin with the power of Luxir.

THE UTILIZATION OF HUMAN PLACENTAL MESENCHYMAL STEM CELL DERIVED EXOSOMES

Forty patients were enrolled in a randomized, double-blinded, placebo (saline) controlled study. There were 20 patients in the treatment group and 20 patients in the saline control group. Each group underwent facial micro-needling with immediate topical application of either 5 billion exosomes suspended in saline, or saline alone. Treatments were repeated at 30, 60, and 90 days, with final analysis at 120 days. Standardized photography was coupled with 3-dimensional analysis utilizing the Quantificare Imaging System. Linear analog tests were also administered to objectify patient satisfaction.

There were no adverse reactions, allergic, or hypersensitivity reactions reported. The exosome treatment group showed improved tone, quality, and clarity of their skin compared to the control group ($p < .0001$), with a reduction in pores, pigment, oiliness, and improvement in evenness of skin. There was a constant progression of satisfaction with results in the treatment group from 30 to 120 days, compared with a high degree of dissatisfaction with results in the control group.

Chernoff G (2021) The Utilization of Human Placental Mesenchymal Stem Cell Derived Exosomes in Aging Skin: An Investigational Pilot Study. J Surg 6: 1388. DOI: 10.29011/2575-9760.001388



Before and after microneedling with topically applied Luxir.



Two treatments, 60 days apart. Microneedling with Luxir, then a conditioned media mask.



Microneedling with Luxir exosomes. No filler!

Kimera® Labs

A leading exosome biotechnology laboratory specializing in the production of perinatal mesenchymal stem cell-derived (MSC) exosome products.

Founded in 2012 by Duncan Ross, Ph.D., Kimera Labs has been the leader in the field of MSC exosome production and isolation. Unlike biologic tissue laboratories that manufacture exosome products by direct processing of donor tissues such as adult bone marrow or placenta, Kimera Labs produces MSC exosomes from isolated mesenchymal stem cell cultures using chemically defined media, which contain no animal or human serum.

Using advanced, proprietary, exosome isolation technology, Kimera produces the highest-purity MSC exosomes at scale.



QUALITY



INNOVATION



EDUCATION



REGULATION



THE SCIENCE OF **GLOWING SKIN**

Pure MSC Exosomes for Topical Use
Fortified with High-Potency Amino Acids.

SEE WHAT LUXIR⁺ CAN DO FOR YOUR SKIN

📍 2810 N Commerce Pkwy Miramar, FL 33025
🌐 www.KimeraLabs.com | www.LuxirSkin.com
☎ (305)454-7836